

Cash Rates

0.25% 0.25% 1.00%

Sept 2020 Aug 2020 Aug 2019

Consumer Price Index Australian All Groups*



Jun 2020
114.4
-1.9%[^]

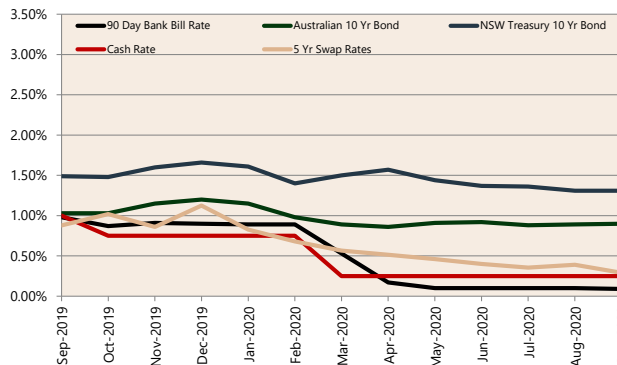


Mar 2020
116.6
+0.3%[^]

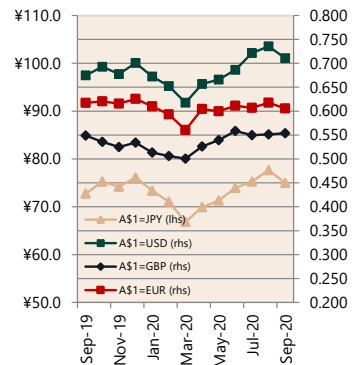


Dec 2019
116.2
+0.7%

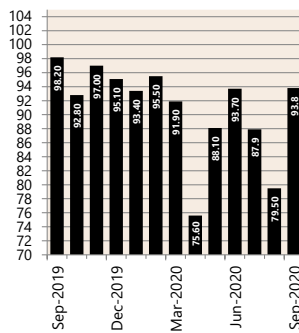
Interest Rates



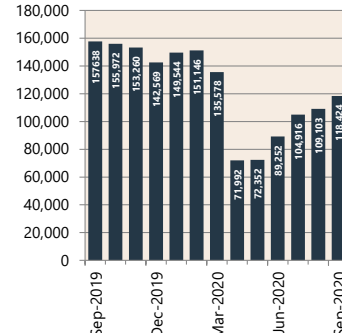
Exchange Rates (per \$A)



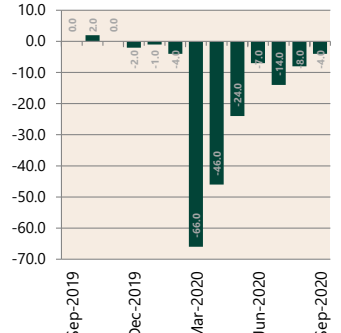
Westpac - Melbourne Institute Consumer Sentiment Index




ANZ Job Series (Newspaper and Internet Job Ads)**



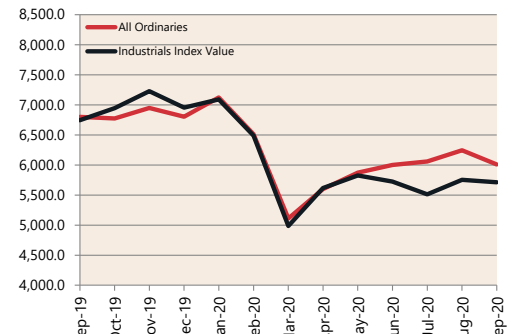
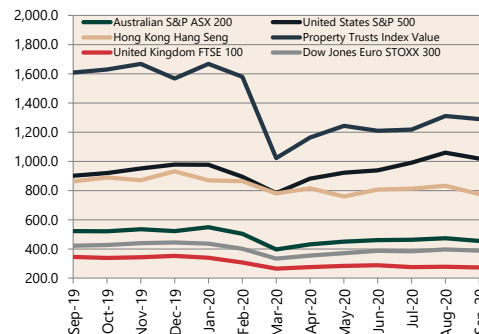
NAB Business Confidence Index***



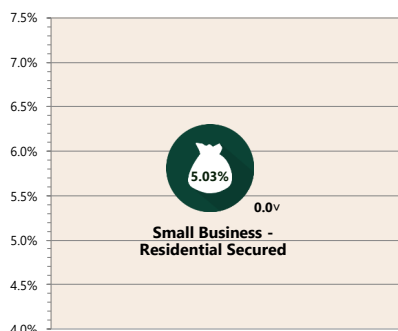
Housing Loan Lending Rates Indicator



Share Prices and Indices

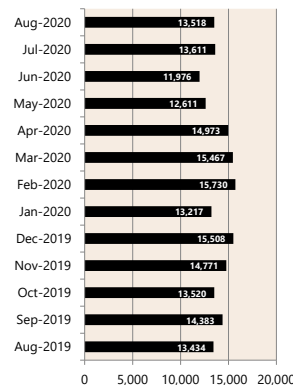


Business Loan Lending Rates Indicator

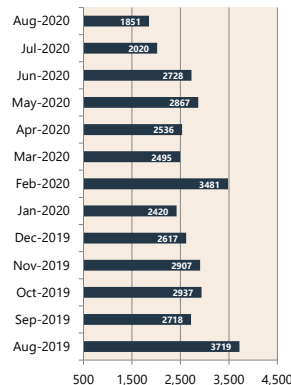


Private Sector Dwelling Approvals & Investment

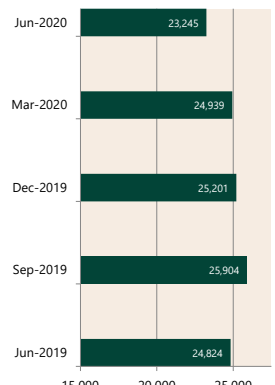
Dwelling Approvals (monthly)



Non-Residential Approvals \$m (monthly)



Dwelling Investment \$m (quarterly)



N.B. This data is compiled using publicly available publications which are produced in arrears to the current month.

The information provided within this research report should be regarded solely as a general guide. We believe that the information herein is accurate however no warranty of accuracy or reliability is given in relation to any advice or information contained in this publication and nor any responsibility for any loss or damage whatsoever arising in any way for any representation, act or omission, whether expressed or implied (including responsibility to any person or entity by reason of negligence) is accepted by Preston Rowe Paterson Australasia Pty Ltd or any of its associated offices or any officer, agent or employee of Preston Rowe Paterson Australasia Pty Ltd.