



Cash Rates

3.85% **4.10%** **4.35%**
Jul 2025 Apr 2025 Jul 2024

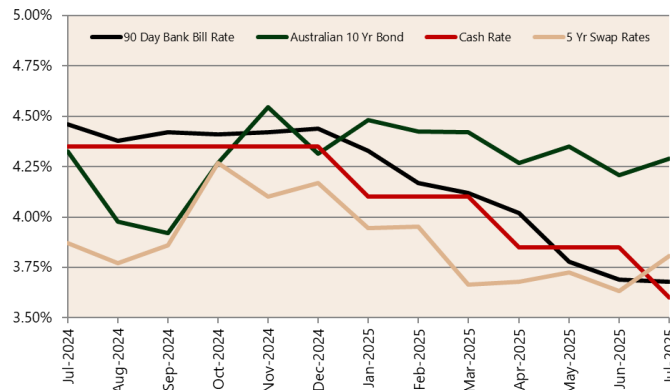
Consumer Price Index Australian All Groups*

↑ Jun 2025
141.7
+2.1%[^]YoY

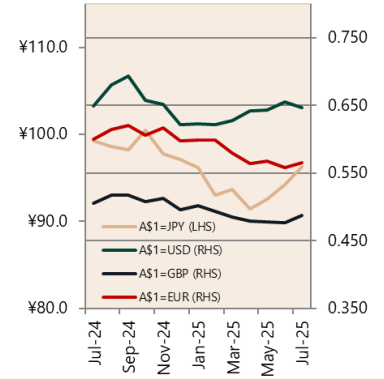
↑ Mar 2025
140.7
+2.4%[^]YoY

↑ Jun 2024
138.8
+3.8%[^]YoY

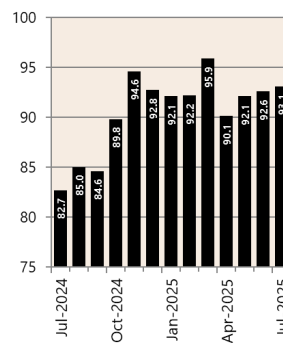
Interest Rates



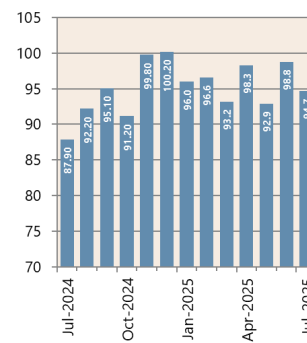
Exchange Rates (per \$A)



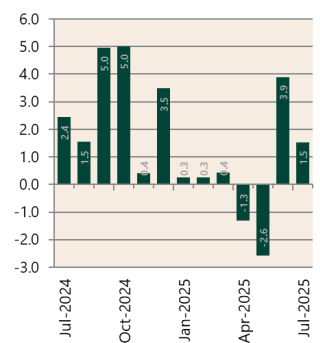
Westpac - Melbourne Institute Consumer Sentiment Index



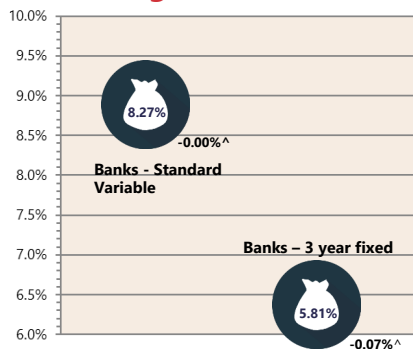
ANZ-Roy Morgan Australian Consumer Confidence**



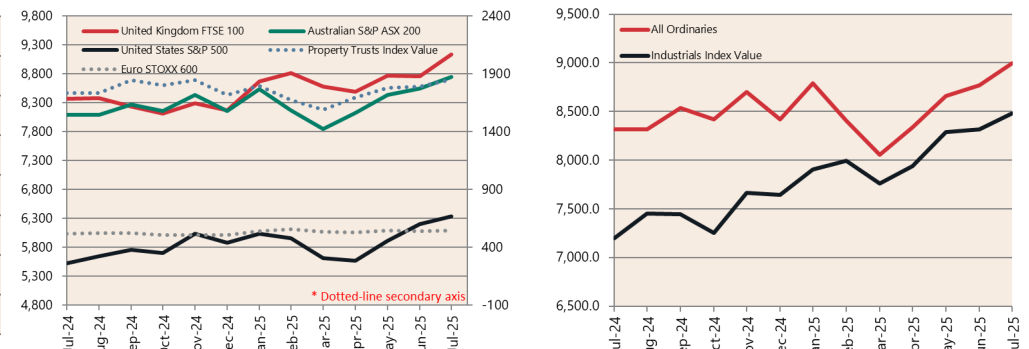
NAB Business Confidence Index***



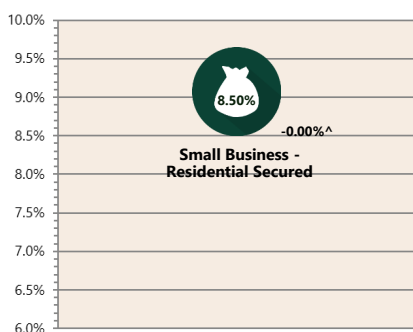
Housing Loan Lending Rates Indicator



Share Prices and Indices

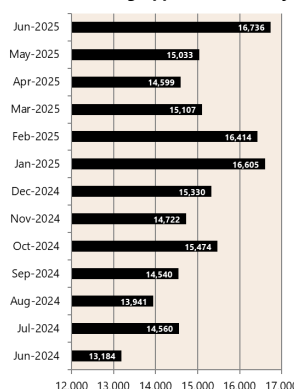


Business Loan Lending Rates Indicator

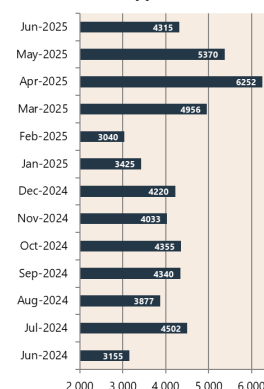


Private Sector Dwelling Approvals

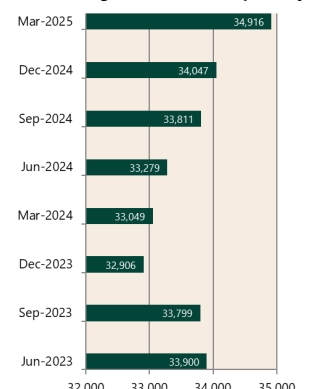
Dwelling Approvals (monthly)



Non-Residential Approvals \$m (monthly)



Dwelling Investment \$m (quarterly)



N.B. This data is compiled using publicly available publications which are produced in arrears to the current month.

The information provided within this research report should be regarded solely as a general guide. We believe that the information herein is accurate however no warranty of accuracy or reliability is given in relation to any advice or information contained in this publication and nor any responsibility for any loss or damage whatsoever arising in any way for any representation, act or omission, whether expressed or implied (including responsibility to any person or entity by reason of negligence) is accepted by Preston Rowe Paterson Australasia Pty Ltd or any of its associated offices or any officer, agent or employee of Preston Rowe Paterson Australasia Pty Ltd.